




BEYOND
HORIZONS
WELCOME TO THE WORLD OF FACC

FACC OVERVIEW

100% 


Aerospace technology & composite lightweight

500 

R&D employees, >300 patents, 10% research quota

400 

Engineers to secure turnkey capability


Tier-1 

Partner for all aerospace OEMs




2.700 

Employees from 41 nations

Global 

Network of over 15 engineering & production locations

100% 

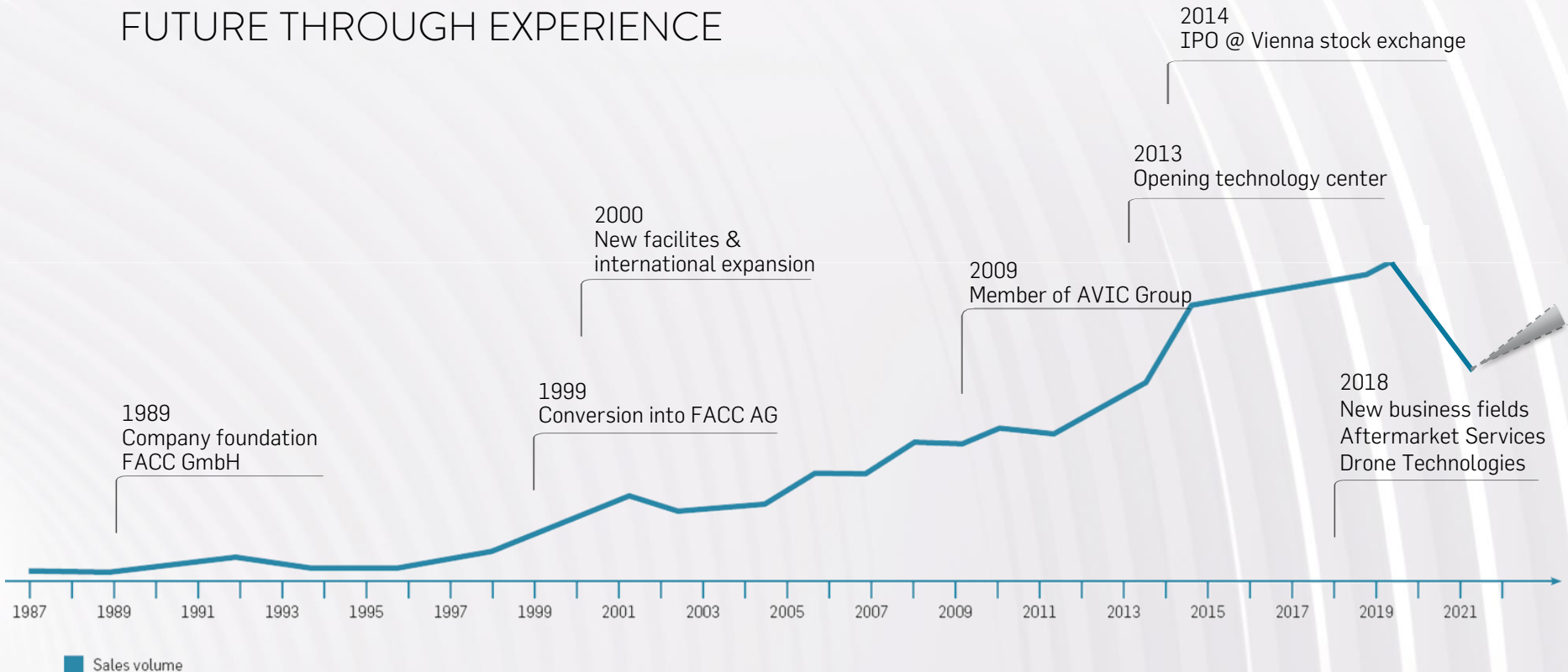
Export worldwide

All 

Represented on every modern aircraft

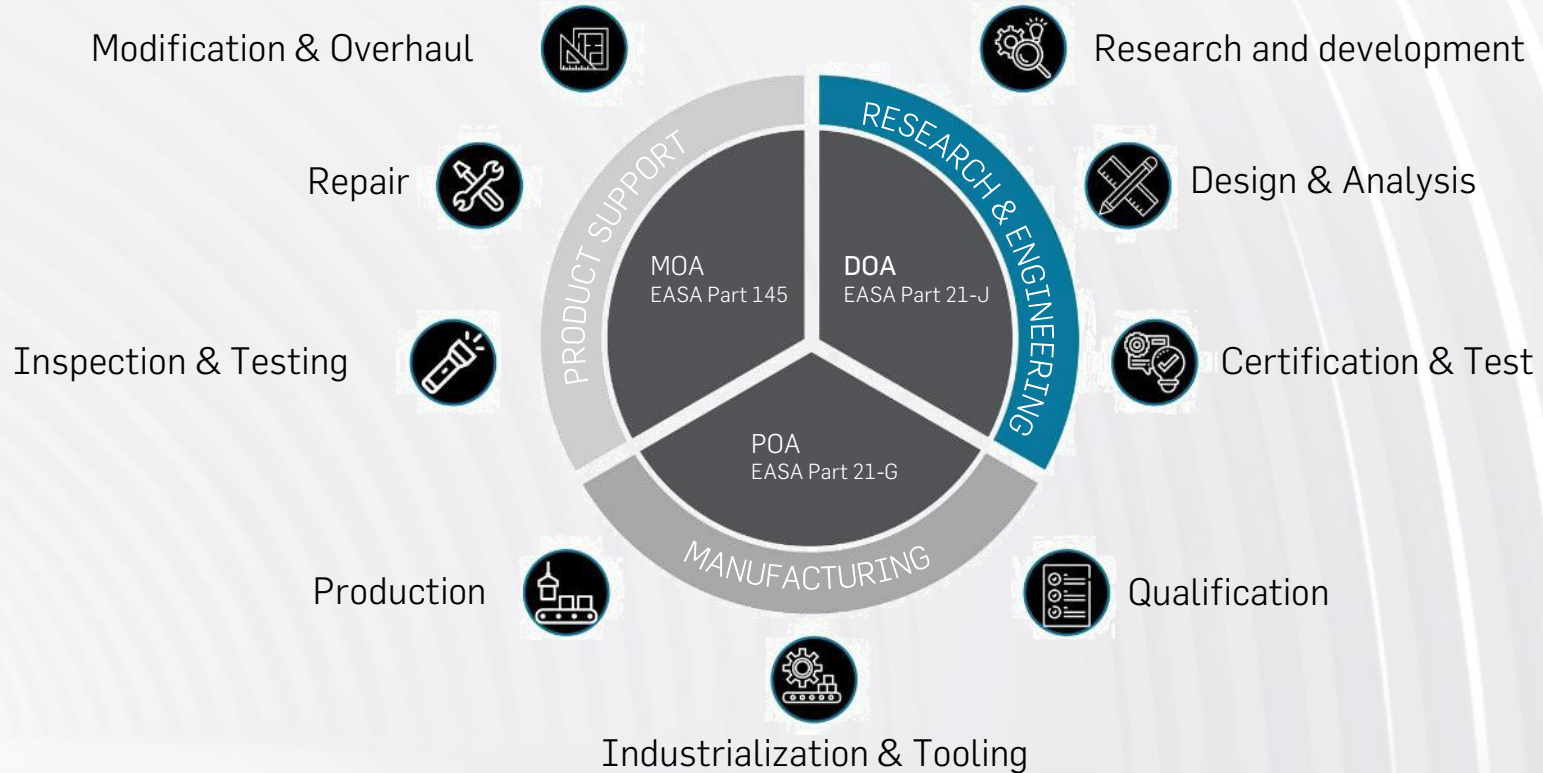
MILESTONES

FUTURE THROUGH EXPERIENCE



■ Sales volume

OUR VALUE CHAIN



GLOBAL CUSTOMER NETWORK

Longstanding
Relationships with all
leading Aircraft and
Engine Manufacturers



BOMBARDIER



FACC GLOBAL



PLANT OPENING AT THE CROATIAN SITE

ADDITIONAL CAPACITIES FOR INCREASED DEMAND



- > Investments in phase 1: approx. EUR 15 million
- > Construction of state-of-the-art production facilities for Interior components
- > Expansion from 170 to 250 employees planned by the end of 2022
- > Further plant expansion (phases 2 and 3) in planning

TIER-1 PARTNER

WIDE RANGE OF SERVICE – FROM PRODUCT IDEAS TO CUSTOMER
TAILORED SOLUTIONS



AEROSTRUCTURES



ENGINES & NACELLES

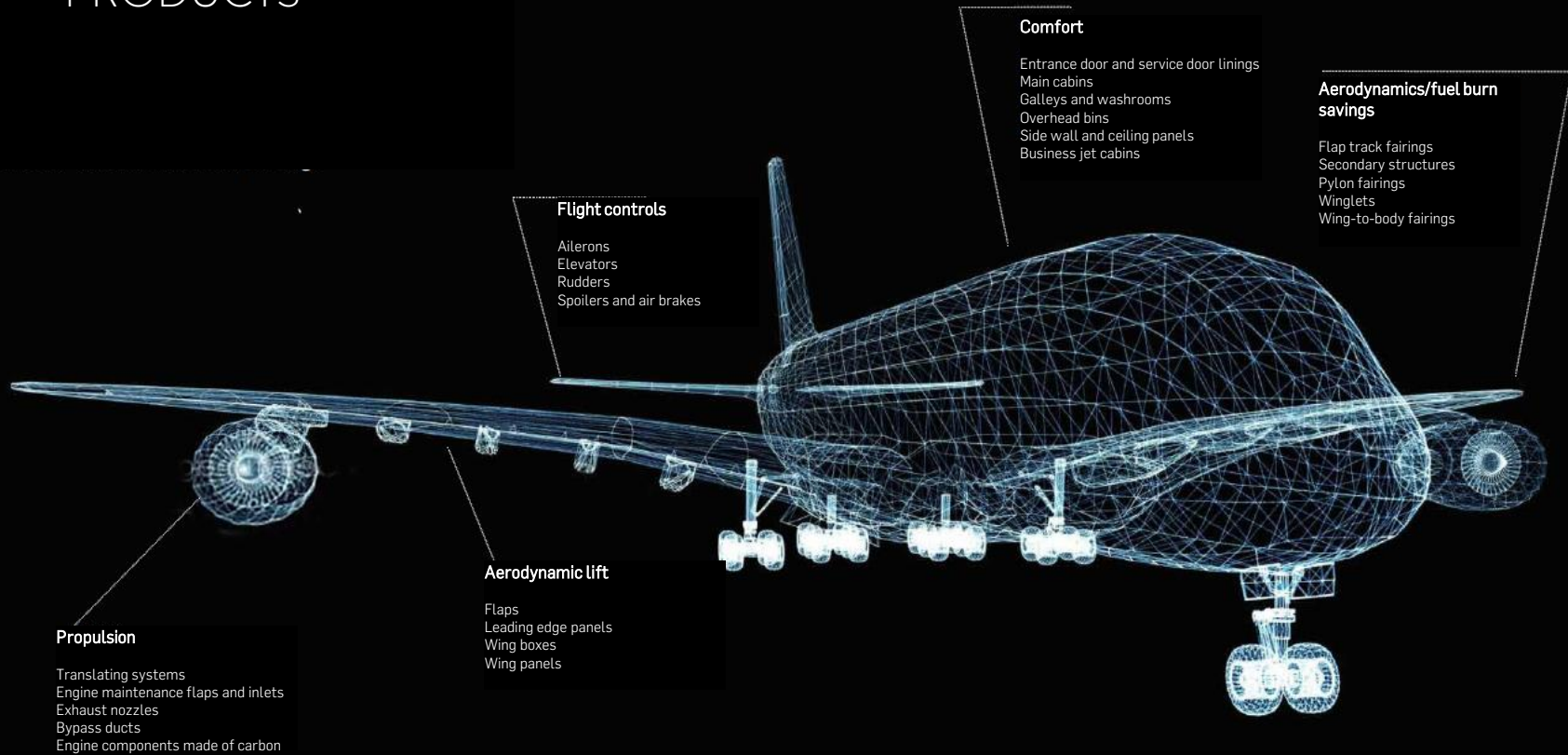


CABIN INTERIORS



AFTERMARKET SERVICES

CURRENT PORTFOLIO PRODUCTS



AFTERMARKET SERVICE SOLUTIONS

REPAIR

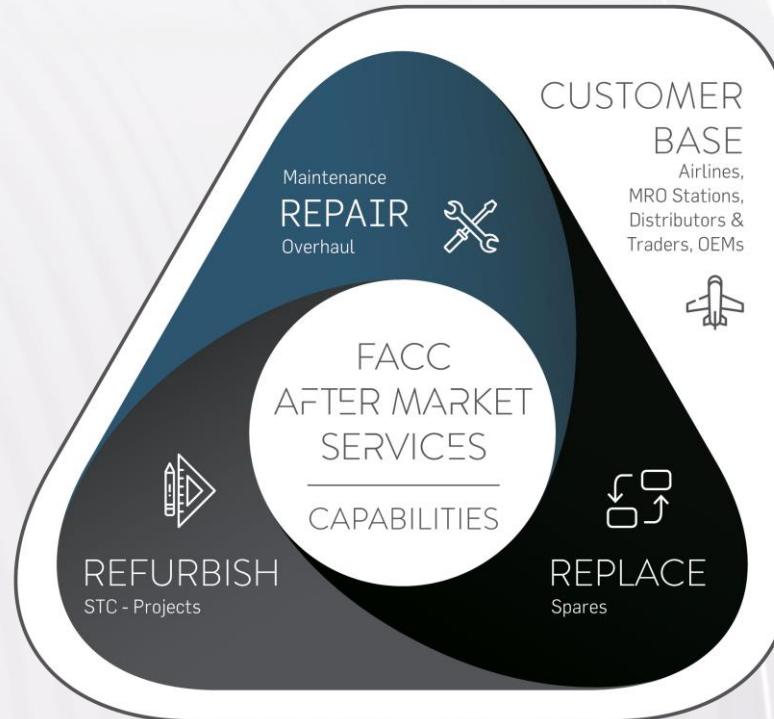
Full MRO service package for winglets, sharklet, control surfaces and fairings, full service for NDT inspection, ...

REFURBISH

Handcrafted business or private jet interior refurbishment, passenger luggage space upgrade, center ceiling stowage, LAV4ALL, ...

REPLACE

Cost saving lip seals, ...



A woman with red hair, wearing safety glasses and black gloves, is focused on her work at a factory production line. She is leaning over a metal structure, possibly inspecting or adjusting a component. The background shows industrial machinery and a clean, well-lit environment.

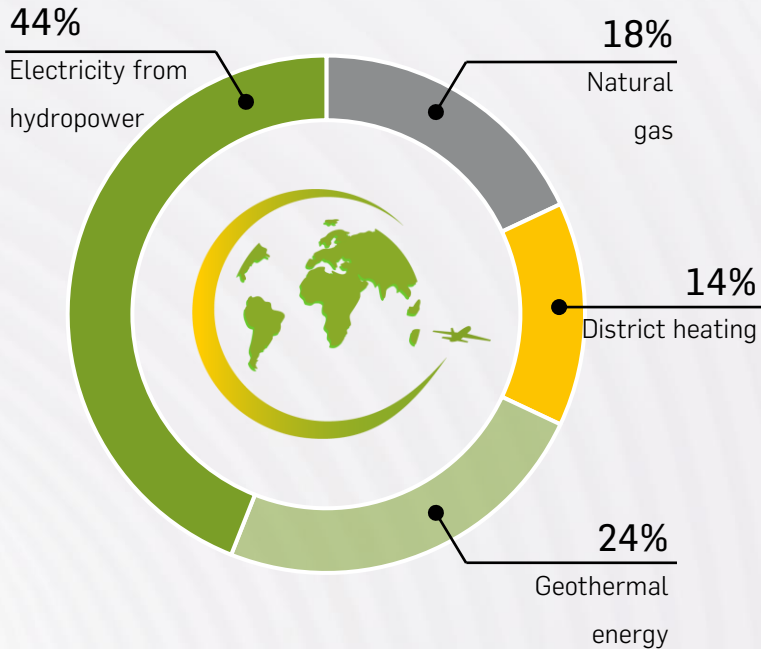
SETTING NEW STANDARDS

TECHNOLOGIES FOR A SUSTAINABLE & MORE EFFICIENT
WORLD OF MOBILITY

R&D FOCUS

- Thermoplastic forming and welding
- New inspection technologies
- Integrated composite structures
- Additive Manufacturing
- Materials based on renewable resources
- Sustainable composite manufacturing
- New high-rate capable materials & processes

SECURING ENERGY SUPPLY ON THE WAY TO CO₂-NEUTRAL PRODUCTION



- **Total energy consumption of FACC approx. 77.4 GWh**
 - Two thirds of energy requirements from sustainable sources
 - 98% of space heating from geothermal energy
 - 100% of electricity from renewable sources since 2021
 - Photovoltaic plants since 2016
- Conversion to alternative energy sources
- Currently 14 GWh of natural gas consumed
- **Investments underway to become independent from gas**
- Process heat reduced by half since 2006

A large, dark blue planet is shown in the center of the frame, with a bright sun rising over its horizon, creating a lens flare effect. The background is a deep black space.

ROADMAP FACC 2030

COMMITTED TO THE SKY – AT ALL
LEVELS

FACC 2030

COMMITTED TO THE SKY – AT ALL LEVELS



AVIATION

Turnkey Solutions for our core
business and new markets

- > Aerospace
- > Urban Air Mobility
- > Space

URBAN

FLIGHT PATH FACC 2030

TRANSFORMATION TO A GLOBAL PLAYER

TODAY



Focus Aviation



3 Divisions +
Aftermarket Services



Tier-1-Partner



Top-100-
Aviation-Company



Global acting

2030



Focus on all levels: Aviation Advanced
Air Mobility, Space



5 Divisions +
Aftermarket Services



Tier-1 partner for integrated Sub-
systems



Top-50-
Aviation-Company



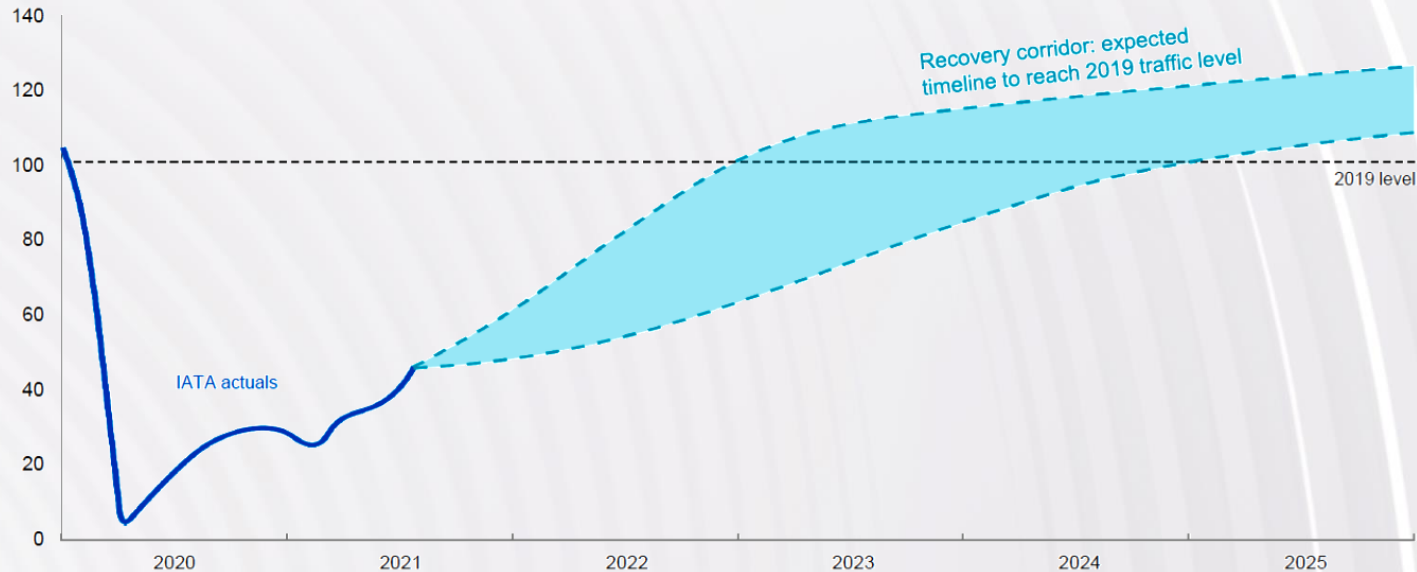
Global presence

MARKET OVERVIEW

AIR TRAFFIC RECOVERY

FULL RECOVERY EXPECTED IN 2025 (NO CHANGE TO PREVIOUS FORECASTS)

Traffic (RPKs) base 100 compared to equivalent month in 2019



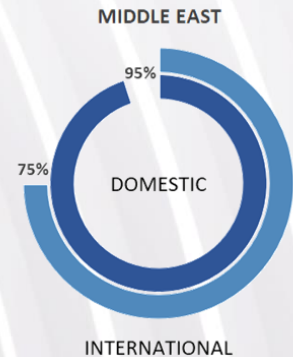
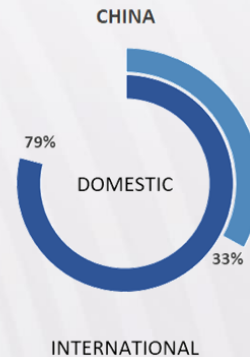
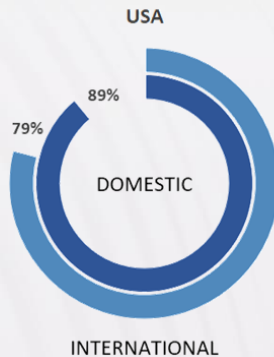
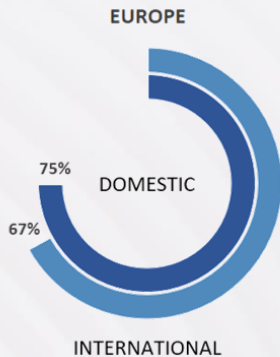
Source: OAG, FR24, SABRE, IATA, IHS Markit, OWID,
September 21 projection from Airbus GMF

AIRBUS

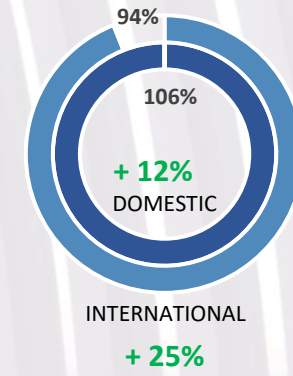
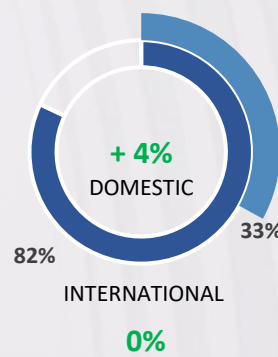
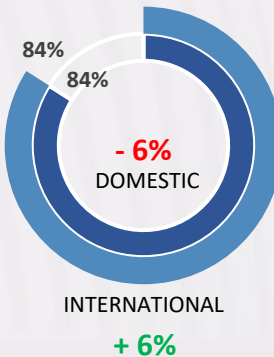
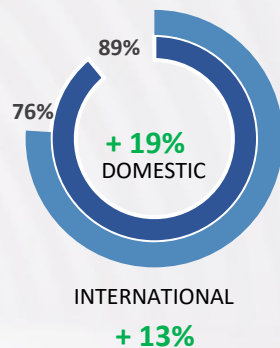
DEVELOPMENT OF RPM IN KEY MARKETS

Markets developing at different rates but in line with expectations

Week of
Feb 24, 2022, vs.
equivalent week in
2019

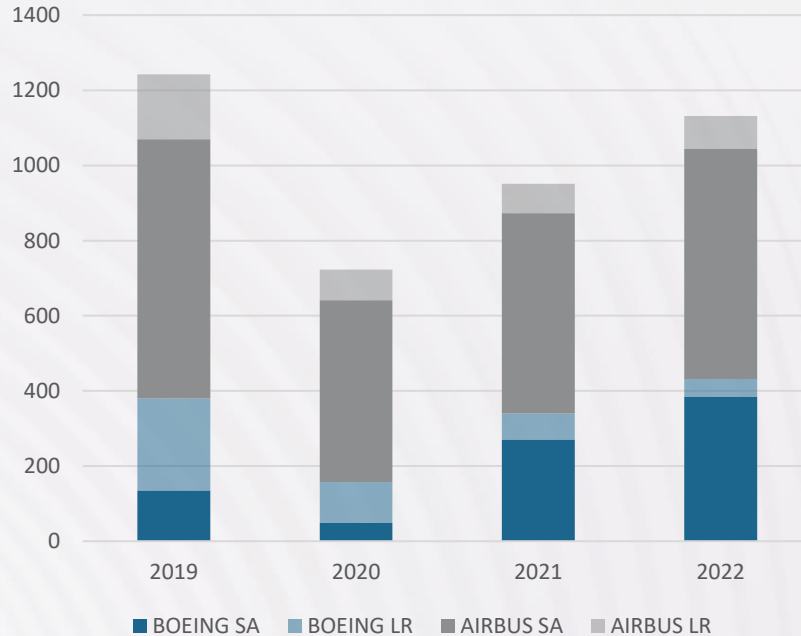


Week of
July 13, 2022, vs
equivalent week in
2019



AIRCRAFT DELIVERIES ON THE RISE

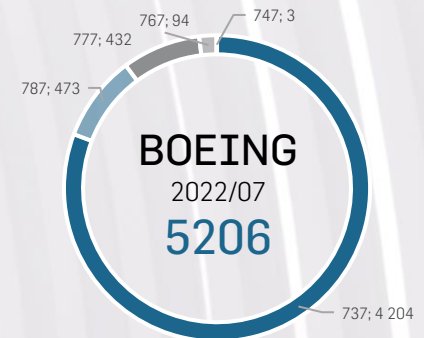
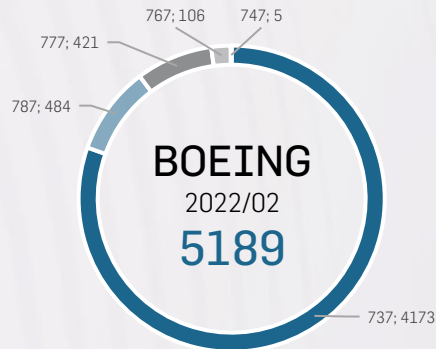
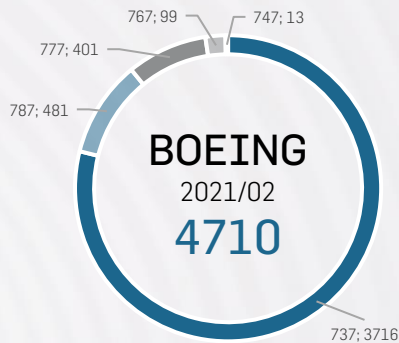
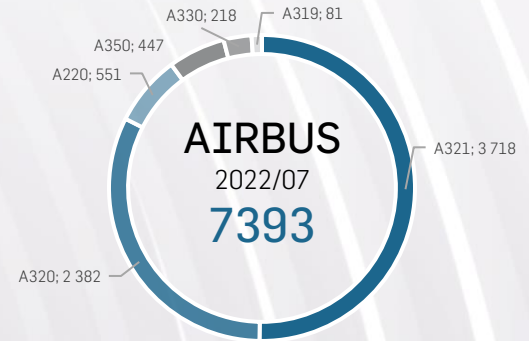
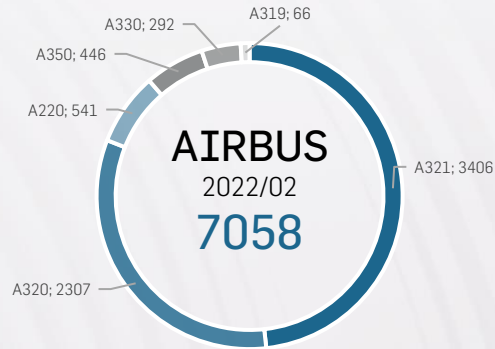
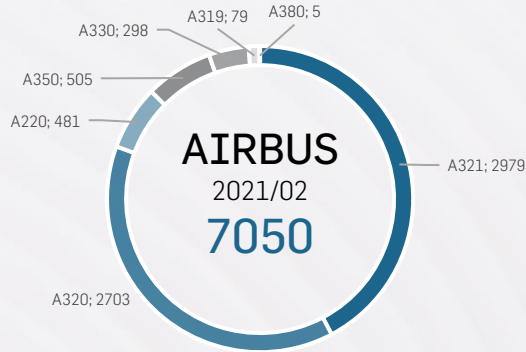
THE BUSINESS IS GAINING MOMENTUM



- Production rates continue to increase (esp. A320)
- Production volumes for the A220 are increasing and will double by 2025
- Stable demand for wide-body aircraft
- FACC growth forecast confirmed

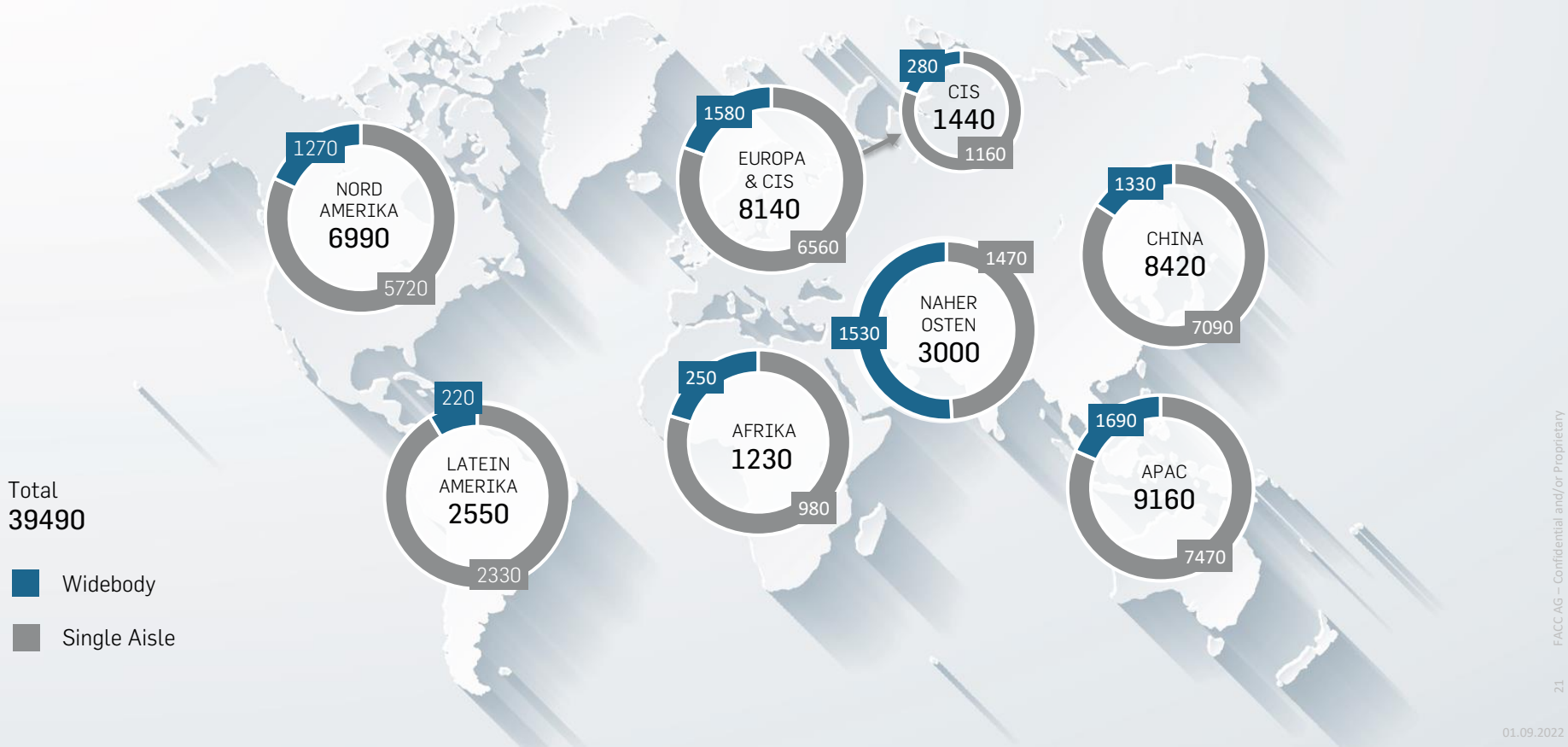
STABLE CUSTOMERS

POSITIVE SIGNAL FOR FIRM ORDERS



DEMAND BY REGION 2022-2041

80 % SINGLE-AISLE | 20 % WIDE-BODY



EVTOL BY ARCHER: “MAKER”

NEW ORDER FOR FUSELAGE AND WING COMPONENTS



August 2022:

- > United Airlines orders 100 eVTOLs
- > Stellantis as strategic partner of Archer

By 2024:

- > Completion of ground and flight tests with the FAA
- > Type certification obtained for production aircraft
- > Part 135 certification obtained and launch of commercial operations

FINANCIALS



RETROSPECTIVE

KPIS FOR THE FIRST HALF OF 2022

EUR

270.1 million

Group revenue
+ 12.4% relative to previous year

USD

500 million

New orders 2022
Core business & UAM

EUR

6.1 million

Operating EBIT

USD

5.5 billion

Order backlog

EUR

11.8 million*

Investments in technology &
innovation (* cash effective)

Crew expansion

2.732 FTE

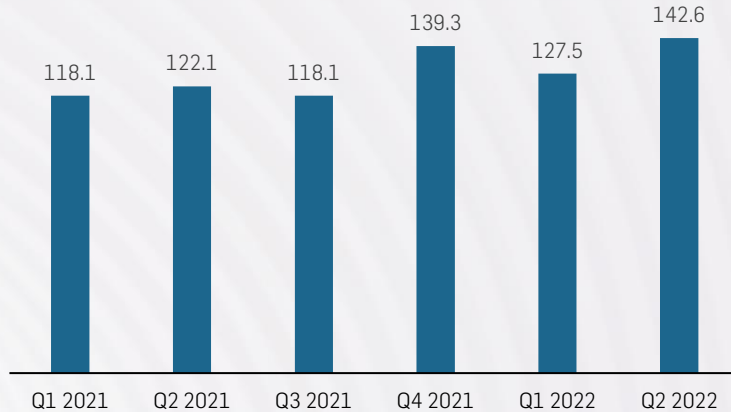
+200 FACC employees
in H1 (without leasing)

REVENUES AND EBIT

MARKET STABILIZATION SUPPORTS REVENUE GROWTH

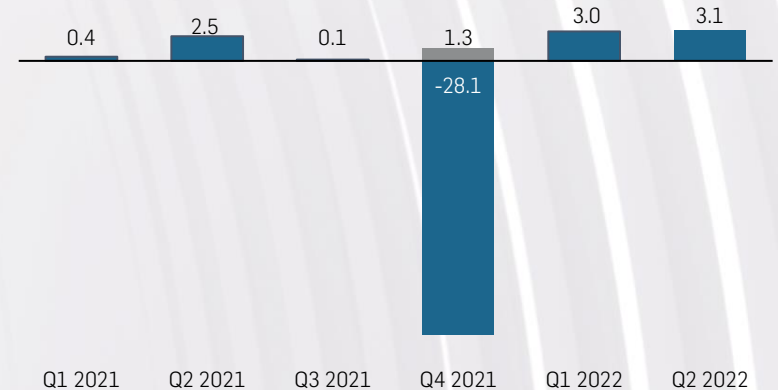
Revenues development

in million EUR



Reported EBIT development

in million EUR



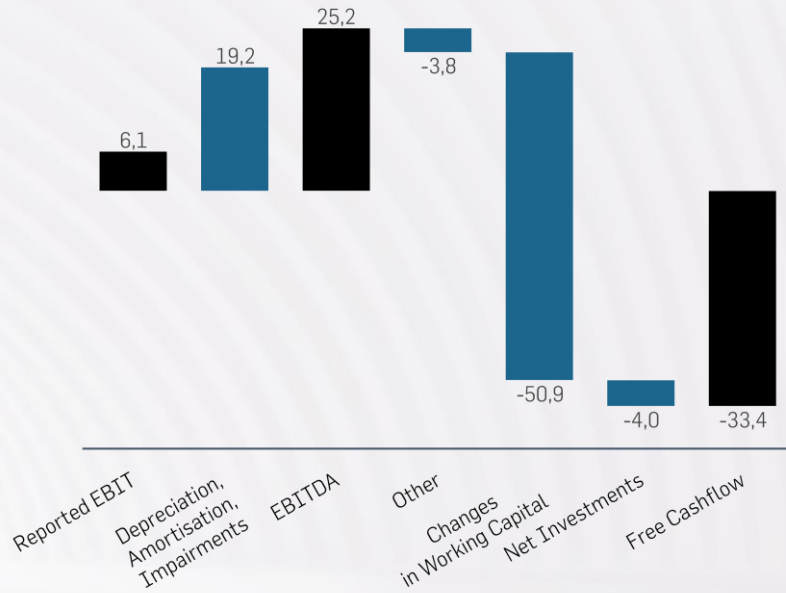
* earnings excluding one-time effects

FREE CASHFLOW

RAMP-UP & UNSTABLE SUPPLY CHAINS

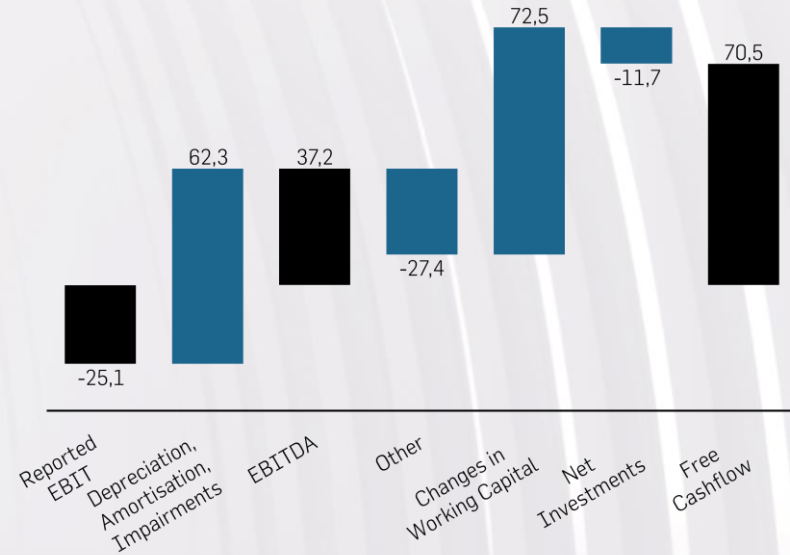
1. Half of 2022

in million EUR



FY 2021

in million EUR

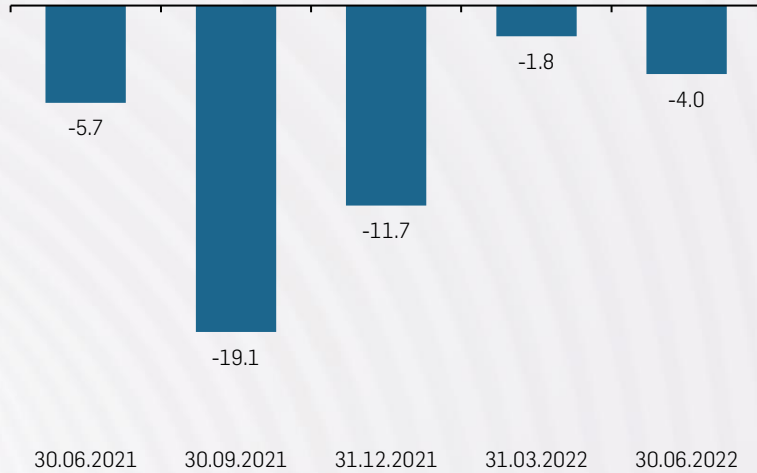


CASH FLOW

STRICT INVESTMENT CONTROL

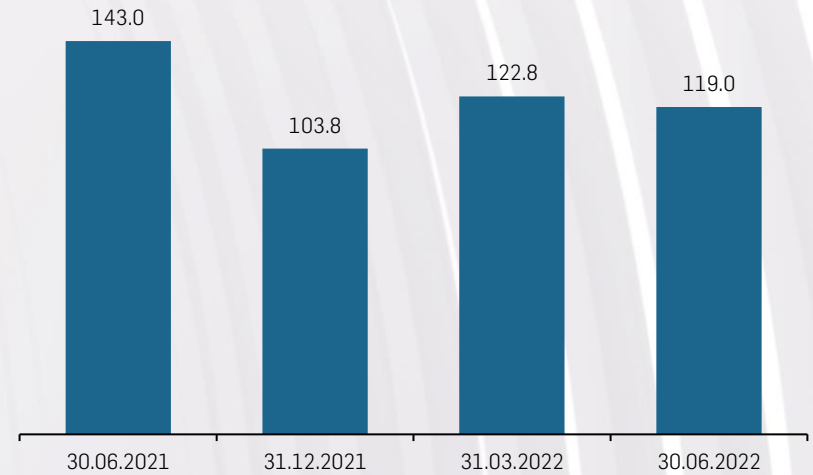
Investments

in million EUR



Net Working Capital

in million EUR

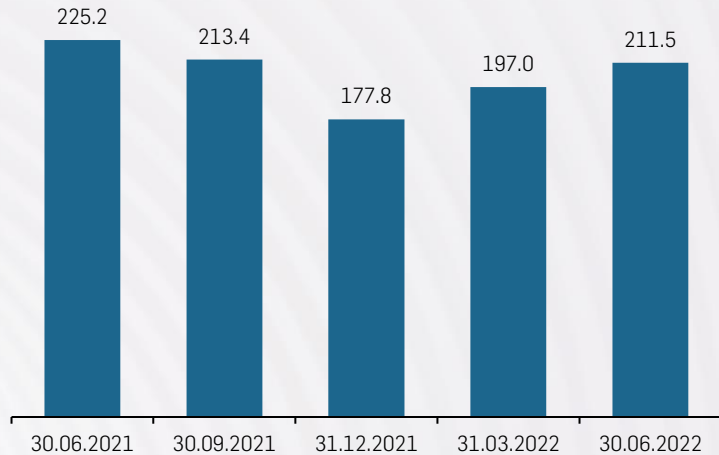


BALANCE SHEET KEY FIGURES

DEVELOPMENT OF CAPITAL FIGURES

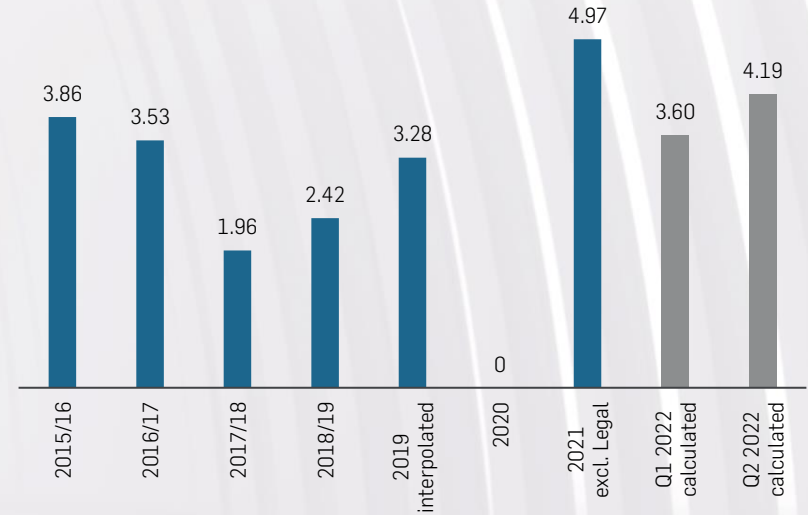
Net Debt

in million EUR



Leverage Development

ratio



OUTLOOK

STRENGTH THROUGH DIVERSITY



MARKET OUTLOOK

12-24 MONTHS



Increase of aircraft construction rates

- A32F: 20 % demand increase by the end of 2023
- A350: 25 % demand increase by the end of 2023
- B787: Restart after 12-month suspension of deliveries and gradual ramp-up of production to 5-7 aircraft



Increase of business jet demand

- 17 % FACC sales volume and consolidation as no. 1 outfitter in the mid-size segment continues



A220 new orders & growing volumes

- 50 % increase in production rates by Q4/ 2023
- Doubling of production rates by Q1/2025



Completion of the C919 flight test program

- Type certificate expected in Q3 – Q4
- Launch of series production for structural & Interior components

SUPPLY CHAIN OUTLOOK



Challenging raw material supply

- Maintaining safety stock levels in the coming 12 months
- Continued targeted restructuring of supply chain



Vertical production for more independence

- Further expansion planned
- Cost reduction through elimination of cost+ models
- Increased flexibility and reduced dependence on logistics chains



Energy supply

- Currently 18 % dependence on gas
- Conversion to alternative energy sources underway (oil)
- Further expansion of geothermal energy, district heating, biogas, etc. on schedule

KEY PRIORITIES 2022

OUTLOOK

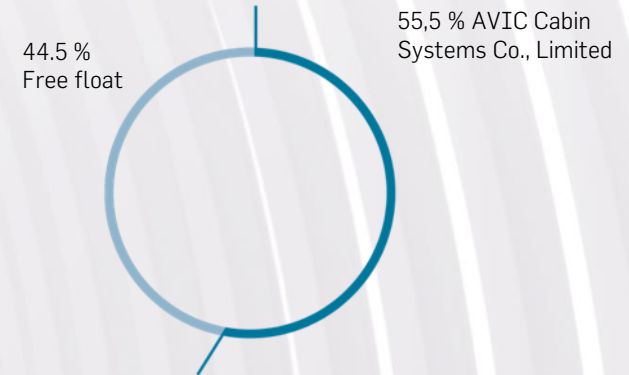
- **Revenue growth of 10 %** through higher customer demand and ramp-up of new projects
- **EBIT** target as forecast and continue to secure planning
- Further **expansion of direct personnel** to secure growth beyond 2022
- **Plant 6 / Zagreb**
 - Ramp-up to 250 staff by the end of 2022
 - Completion of planning work for plant expansion phases 2 and 3
- **Liquidity and cash flow**
- Further **expansion of market position** by securing new orders

FACC SHARE AND IR INFORMATION

> Share Information

ISIN	AT00000FACC2
Official market	Vienna Stock Exchange/prime market
Ticker symbol	FACC
Reuters	FACC.VI
Bloomberg	FACC AV
Shares outstanding	45,790,000

> Shareholder Structure





EQUITY STORY

EQUITY STORY

Growing market

- Global growth in aviation once again confirmed
- Rising demand for smart, affordable and sustainable lightweight solutions
- Additional opportunities for growth in related market segments

Strong market position

- More than 30 years of experience in the research, development and manufacture of lightweight products
- Global player and tier-1 supplier to the who's who of the aircraft industry
- Turn-key capability – from basic research, component development and approval to global manufacturing, product support and an extensive product portfolio

Clear strategy

- Outperforming market growth
- Organic growth through selective project acquisitions
- Diversification into new business areas

Immanent sustainability

- Sustainability as an integral part of business
- Provider of solutions for environmentally-friendly flying
- Focused CSR strategy

Stable financial performance

- Profitability of 8%
- Long-term dividend policy
- Leverage in the range of 2.0 to 2.5 by 2025

REVENUES

BY SEGMENTS

Cabin Interiors
EUR 226,4 million

Aerostructures
EUR 167,5 million



Engines & Nacelles
EUR 103,7 million

BY AIRCRAFT TYPES



■ A32F	37%
■ Business Jets	16%
■ A350	15%
■ Others	13%
■ B787	7%
■ C919/ARJ21	6%
■ A220	5%

BY CUSTOMERS



■ Airbus	55%
■ Collins	10%
■ Bombardier	10%
■ Others	9%
■ Embraer	7%
■ COMAC	7%
■ Boeing	2%

STRATEGY



FACC 2030

Until 2022: Evolution

- Ensuring positive cash flow and financial stability, capacity utilization

2023 to 2025: Transformation

- Growth through new technical solutions and acquisitions

From 2025: Diversification

- Increased development of new markets such as urban air mobility and space

SUSTAINABILITY

Environment

- Carbon-neutral production by 2040
- 40% reduction in CO₂ emissions by 2030 (relative to 2005)
- 100% LED lighting by 2024, starting in Austria

Social

- Maintaining a women's quota of 50% for scholarships and in apprenticeship training
- Active encouragement of women to pursue a career in tech and finance based on two school campaigns per year
- Retaining 15 to 20 nationalities at all management levels

Governance

- Zero violations of the FACC Code of Conduct
- Increasing awareness of CSR and compliance by the end of 2022
- Internal CSR rating of the top-250 suppliers by 2023



THANK YOU!

DISCLAIMER

- This document contains forward-looking statements. Words such as 'outlook', 'believe', 'intend', 'anticipate', 'plan', 'expect', 'objective', 'goal', 'estimate', 'may', 'will' and similar expressions often identify these forward-looking statements.
- Forward-looking statements are subject to future events, risks and uncertainties - currently known or unknown. Actual results, performance or events may therefore differ materially from those expressed or implied in these forward-looking statements.
- Neither FACC nor any other person assumes responsibility for the accuracy or completeness of any forward-looking statements. FACC will not update these forward-looking statements in order to reflect changes to facts, assumptions or expectations.
- This document or statements related to it do not constitute an offer, recommendation or invitation to purchase or sell securities of FACC.